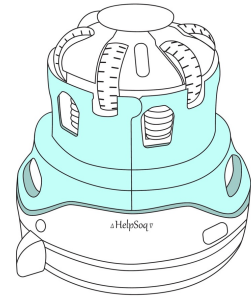
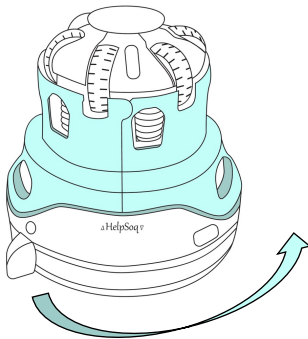


Gebruiksaanwijzing van de HelpSoq

1. Stekker erin. Ring erop.

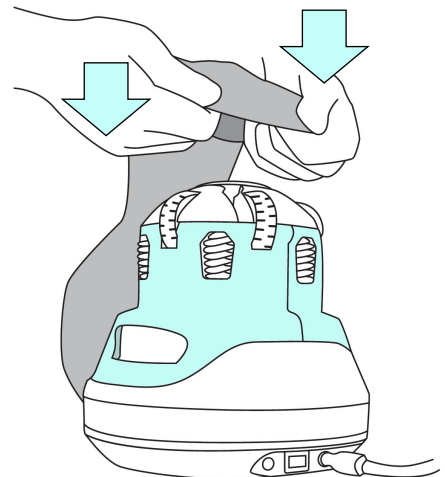


- 2.

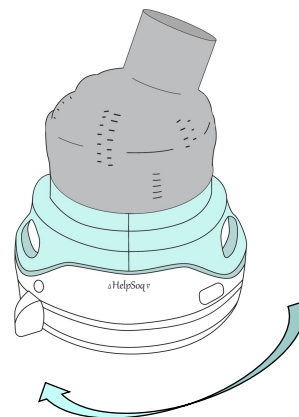


Schuif helemaal naar rechts,
wielen gaan draaien.

3. De kous van bovenaf
tegen de wielen plaatsen.



4. Kous en hak op de ring?
Schuif rustig naar links.



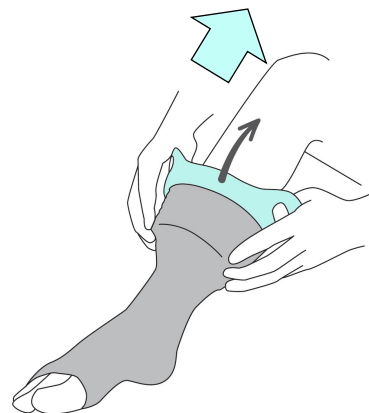
5.



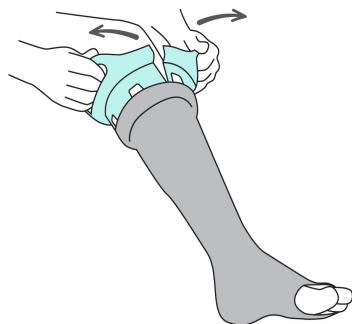
Ring rustig eraf, duim op rand.

6.

Aantrekken maar,
met vingers aan de rand.



7.



Breek de ring open.